
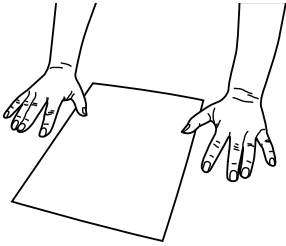
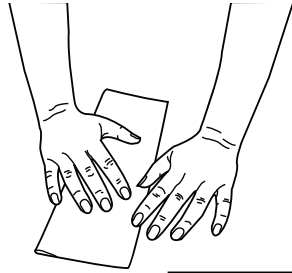


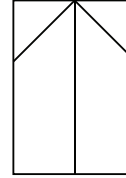
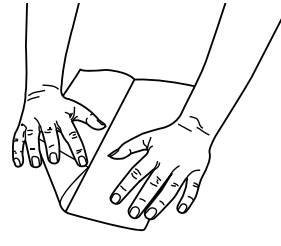
# Make a paper plane




**No.1**



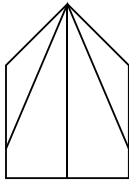
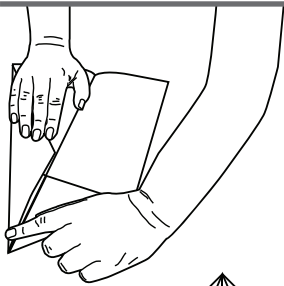
**No.2**



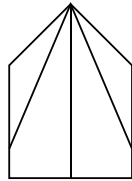
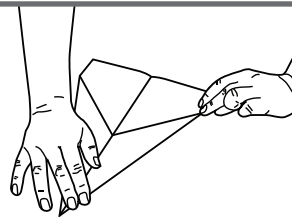
**No.3**



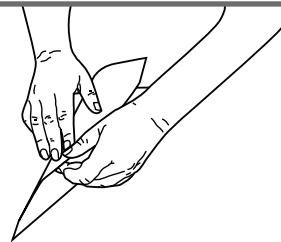
**No.4**



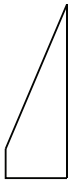
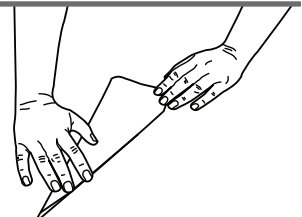
**No.5**



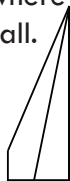
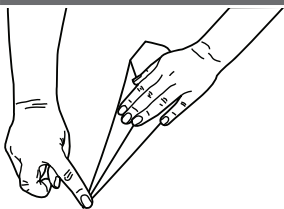
**No.6**



**No.7**



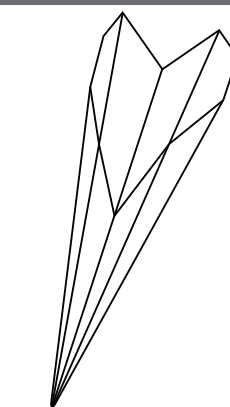
**No.8**



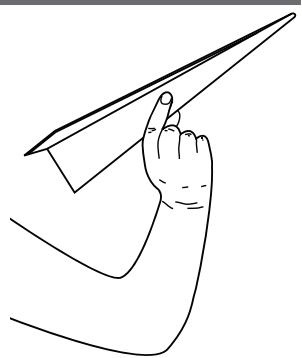
**No.9**



**No.10**



**No.11**



**No.12**

Fold each side down to make wings (see No. 11). Depending on where you fold you can make the wings big or small.

## Things to try:

- What happens if you bend the tips of the plane's wings?
- Do planes with big wings fly differently from planes with thin wings?
- Try making a plane with 2 or more pieces of paper taped together.
- Try decorating your plane.

